

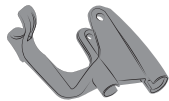
K-FUTURE H HANDGUARDS PARAMANI K-FUTURE H

COD. 500007896 REV.1

ACERBIS PARTS



A - (2 pcs.)



B - (1 pcs.)



C - (1 pcs.)



D - (4 pcs.)



I - (2 pcs.)



L - (2 pcs.)



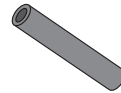
M - (2 pcs.)



E - (1 pcs.)



F - (1 pcs.)



G - (1 pcs.)

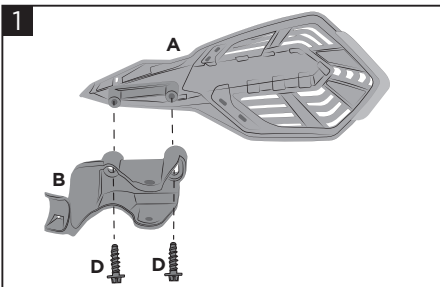


H - (1 pcs.)

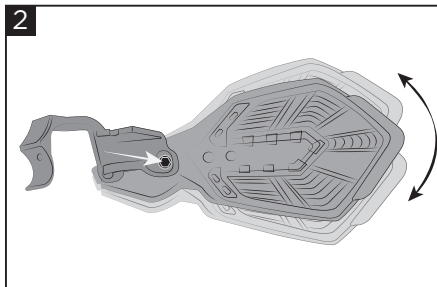
*

For CLUTCH use short bushing (E) and short screw (F)
Per FRIZIONE utilizzare boccola corta (E) e vite corta (F)

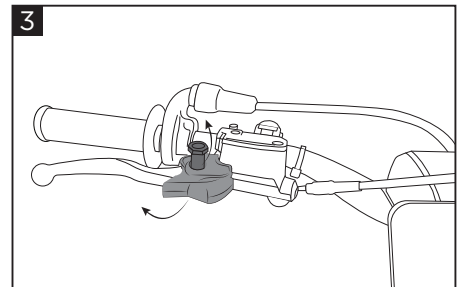
For BRAKE use long bushing (G) and long screw (H)
Per FRENO utilizzare boccola lunga (G) e vite lunga (H)



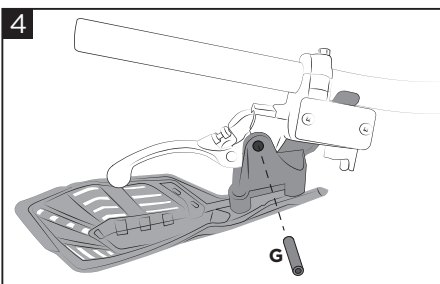
1
Fix the right cover (A) to the brackets (B) using the screws (D).
Fissare la cover destra (A) al bracciale (B) attraverso le viti (D).



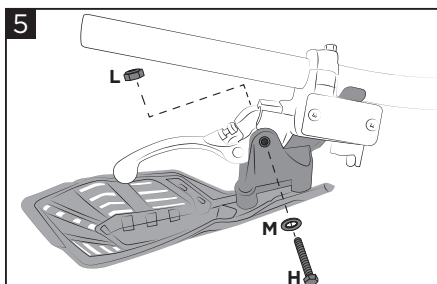
2
Ability to adjust the inclination using the screw shown in the figure.
Possibilità di regolare l'inclinazione tramite la vite indicata in figura.



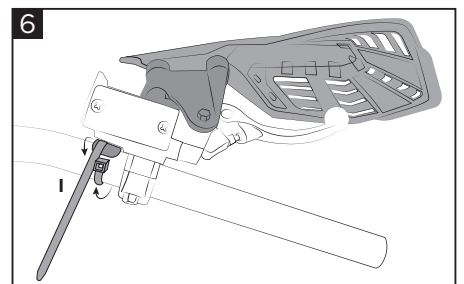
3
Remove the rubber protections and the original screws.
Rimuovere le protezioni in gomma e le viti originali.



4
Fix the handguard to the handlebar and insert the bushing (G).
Fissare il paramano sul manubrio e inserire la boccola (G).



5
Fix the handguard using screw (H), washer (M) and nut (L).
Fissare il paramano tramite vite (H), rondella (M) e dado (L).



6
Finally, attach the bracket to the handlebar with the clamp (I). Repeat with the left handguard.
Infine fissare il bracciale al manubrio con la fascetta (I). Ripetere con il paramano sinistro.

WARNING!

Follow mounting instruction exactly. Ensure that the mounting is secured before riding. These handguards will not prevent injury in the event of a crash. They are designed to protect the hands from cold weather. Be sure that you follow the instructions for mounting the handguards. Do not ride with a broken tie wrap. Check that the throttle and other controls are free every time you ride. Failure to heed instruction and this warning could lead to interference with the controls, loss of control of the motorcycle, and accidents.

EUROPE

ACERBIS ITALIA S.P.A.
VIA SERIO, 37
24021 ALBINO (BG)
ITALY

U.S.A.

ACERBIS U.S.A. INC.
MAIL P.O. BOX 2030
SUN VALLEY, ID 83353
SHIP 110 LINDAY CIRCLE
KETCHUM, ID 83340
U.S.A.

UNITED KINGDOM

ACERBIS U.K LTD
UNIT 2 LUTON ENTERPRISE PARK
SUNDON PARK ROAD
LUTON, BEDFORDSHIRE LU3 3GU
GREAT BRITAIN